

Double Sir Roger de Coverley

Formation: Longways set, 4 Couples in line facing another 4 couples (lady on man's right).

Music: 48 bars/32 bars/16 bars triple jig/double jig/march -- 4 times through

Man's Line		Ladies' Line
M1 b		L1 a
L1 b		M1 a
M2 b		L2 a
L2 b		M2 a
M3 b		L3 a
L3 b		M3 a
M4 b		L4 a
L4 b		M4 a

4 Intro

Part A - danced diagonally, top couple on one side with last couple on other side

Top lady (and partner) dance diagonally first with diag opp couple, then top man (and partner) with diag opp cpl.

4 Advance, honour & retire (L1M1-a with M4L4-b)

- 4 Advance, honour & retire (M1L1-b with M4L4-a)
- 4 Right hand turn (L1-a with M4-b, M1-a with L4-b)
- 4 Right hand turn (M1-b with L4-a, L1-b with M4-a)
- 4 Left hand turn (L1-a with M4-b, M1-a with L4-b)
- 4 Left hand turn (M1-b with L4-a, L1-b with M4-a)
- 4 2 hand turn (L1-a with M4-b, M1-a with L4-b)
- 4 2 hand turn (M1-b with L4-a, L1-b with M4-a)
- 4 Do-si-do right shoulder (L1-a with M4-b, M1-a with L4-b)
- 4 Do-si-do right shoulder (M1-b with L4-a, L1-b with M4-a)
- 8 Lead Down the centre, turn as a couple and lead back (lady on right of partner),

finish in line between next top person (eg line of 6 across top of set) with active couples facing partner.

Part B – danced as a weaving chain down the set

Top couple dance with partner, opposite person in other top couple and with opposite gender in own line.

- 4 Top couples give right hand to partner, chain past, then turn left hand with next person, finish facing partner,
- 4 Top couples continue chain past partner, then turn left hand with next person, finish facing partner,
- 16 Continue weaving chain to bottom of set
- 8 then lead back to top of set

Part C

16 Top couples cast down the outside and form an arch at bottom of own line

other couples follow and pass through arch to reform set.

Repeat 3 times

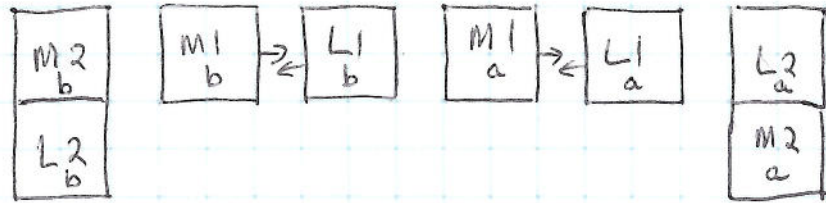
Dance Description Copyright Don Richmond 2006
This may be reproduced for self-educational purposes.

Using Don's Notation the B Part looks like:

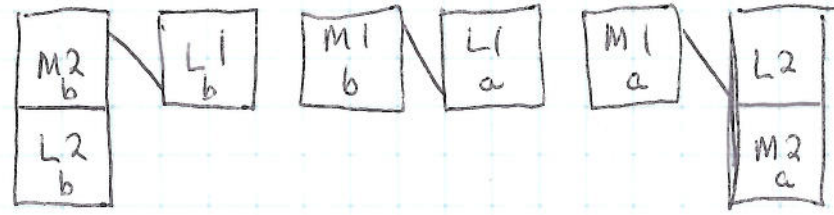
"Mens" line
[the b team]

"Ladies line"
[the a team]

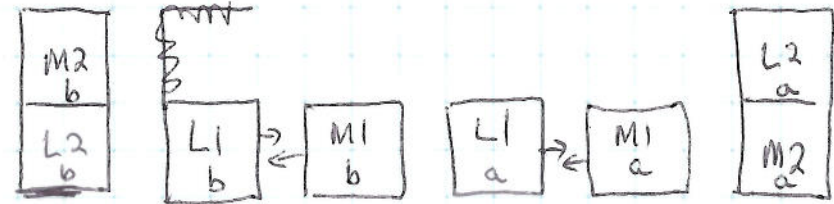
position at starts the 2 dancing couples are ready to chain post ptrns.



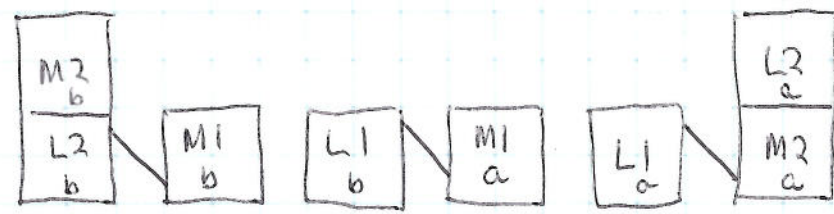
after pullly part partner R h L hand turn with the person of the opposite sex that you face



back facing ptrn, ready for R hand chain having moved down the set



after chaining part partner, all turn Lh the person of the opposite sex that they meet



and so on down the line, as the dancing people alternate between turning on the sideline, and turning in the centre.